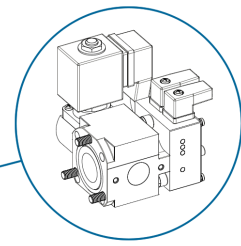
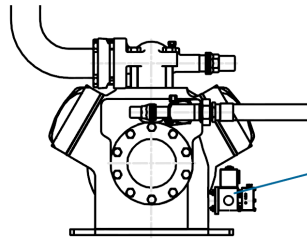
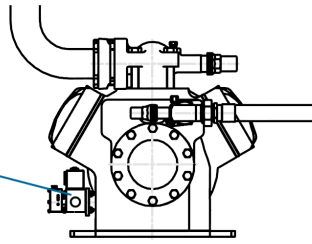
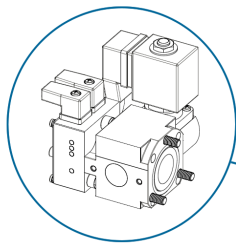


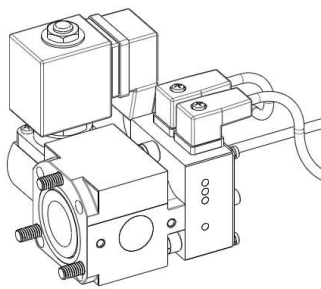
Left / Right mounting possibilities



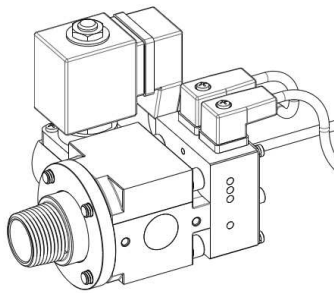
TK3 Right Model Mounting Example

TK3 Left Model Mounting Example

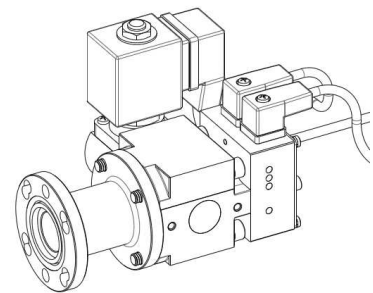
Different adapters for different compressors fittings



TK3 Direct mounting

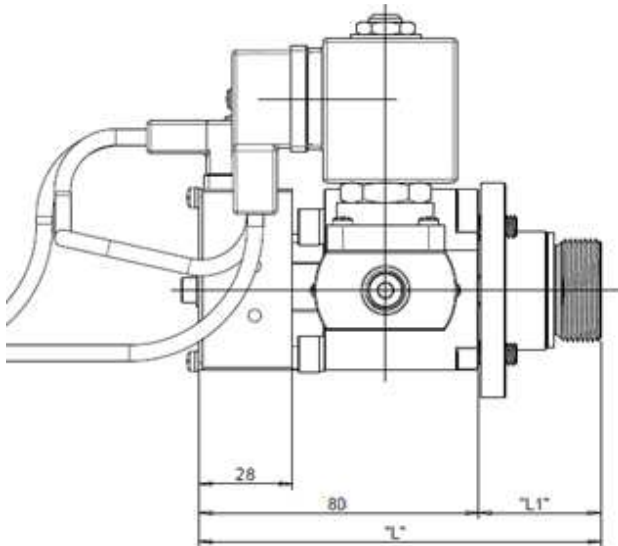


TK3 + Threaded Adapter
(1-1/8" – 18 UNEF or 3/4" NPT)



TK3 + 3/4/6 Holes
Adapter/spacer

Measures



Adapter	"L"	"L1"
No adapter (Direct mounting)	80	-
1-1/8" – 18 UNEF	114	34
3/4" NPT	114	34
3/4/6 holes	130	50

Teklab S.r.l.

Via Emilia Ovest, 1179 - 41123 Modena - Italy
 tel. +39 059 375498 - fax +39 059 376294
 website: <http://www.teklab.biz> - email: info@teklab.biz

Selection Table (based on compressor brand / model)

Compressor Family / Model		TK3 selection
Arctic Circle	G2; G4; G6	0 or 3
Bitzer	4G; 4H; 4J; 4NC; 4NHC-20K; 4PC; 4PHC-15K; 4TC; 4THC-12K; 4VC; 4VHC-10K; 4VNC; 4Z; 6F; 6G; 6H; 6J; 8FC; 8GC; S4; S6;	0 or 3
	2CHC-4K; 2DC; 2DHC-3K; 2EC; 2EHC-3K; 2FC; 2FHC-3K; 2GC; 2GHC-2K; 2HC; 2HHC-2K; 2JC; 2JHC-07K; 2KC; 2KHC-05K; 4CC; 4CHC-9K; 4DC; 4DHC-7K; 4EC; 4EHC-6K; 4FC; 4FHC-5K; 4KTC-10K	1
	ZL; ZM	2
Bock	HA 4; HA 5; HA6; HG 4; HG 5; HG 6; HG 7; HG 8; HGX4/310-4; HGX4/385-4; HGX4/464-4; HGX4/555-4	0 or 3
	HA12; HA22; HA34; HG12 ;HG22; HG34; HGX12P/40-4; HGX12P/50-4; HGX12P/60-4; HGX12P/75-4; HGX22P/110-4; HGX22P/125-4; HGX22P/160-4; HGX22P/190-4; HGX34P/215-4; HGX34P/555-4	1
Carrier	EA; ER;	0 or 3
Copeland	4CC; 6CC; D2; D3; D4; D6.H; D6.S; D9; DM	0 or 3
	ZF; ZS	2
Dorin	K Series (except the listed for adapter 1); SCC500 B; SCC750 B; SCC1500 B; SCC1900 B; SCC2000 B; SCC2500 B; SCS340 D; SCS351 D; SCS362 D; SCS373 D; SCS385 D; SCS3K8 D; H Series(except the listed for adapter 1)	0 or 3
	H1; K100CC; K100CS; K150CC; K150CS; K180CC; K180CS; K200CC; K230CS; K235CC; K240SB; K400CC; K50CS; K75CC; K75CS; SCC250 B; SCC300 B ; SCC350 B; SCC380 B	1
Frascold	A; A-SK; B; D; D-SK; F; F-SK; Q-SK; S; S-SK; V; W; Z	0 or 3
Prestcold	P2; P3; P4; P6; P8; P9	0 or 3
L' Unité Hermétique	TAG; TAH	1
Maneuropé	LT; MT; SM; SZ;	1

Where:

TK3 selection	Adapter
0	No adapter (Direct mounting)
1	1-1/8" – 18 UNEF
2	3/4" NPT
3	3/4/6 holes (used also as a spacer)

NOTE. This table is intended as a quick help for the selection of the TK3 . Users must always verify the correctness of the data here reported with compressor manufacturer /supplier. Teklab is not to be held responsible for errors in this document. Data in this literature is subject to modify without highlighting changes.

When needed it is possible to mount the TK3 turned of 180°. In this case please check the left/right option to fit your needing.

Ordering Code Examples with standard delays (Other possibilities/delays available on request)

	Std. refrigerants (45 bar) Left Version	CO2 Systems (60 bar) Left Version	Std. refrigerants (45 bar) Right Version	CO2 Systems (60 bar) Right Version
TK3 with no Adapter	TK3-0000010005055600	TK3-0003010005055600	TK3-1000010005055600	TK3-1003010005055600
1" 1/8 – 18 UNEF Adapter	TK3-0100010005055600	TK3-0103010005055600	TK3-1100010005055600	TK3-1103010005055600
3/4" NPT Adapter	TK3-0200010005055600	TK3-0203010005055600	TK3-1200010005055600	TK3-1203010005055600
3/4/6 bolts flange Adapter	TK3-0300010005055600	TK3-0303010005055600	TK3-1300010005055600	TK3-1303010005055600
			3 m length cable	6 m length cable
Power and solenoid valve cable			TK3-CA03000000000000	TK3-CA06000000000000
Alarm output cable (relay)			TK3-CB03000000000000	TK3-CB06000000000000